

Smile - art. SMLAA50

lavabo sospeso e da appoggio
wall hung or on-top washbasin

cielo
handmade in Italy



PESO NETTO/NET WEIGHT: 14,65 Kg

PCS PALLET: 20

PCS PALLET CONTAINER: 40

ACCESSORI/ACCESSORIES:

PIL01 - Piletta universale click-clack CROMO con coperchio in ceramica / Universal click-clack drain in CHROME with ceramic lid

PIL01NM - Piletta universale click-clack NERO MATT con coperchio in ceramica / Universal click-clack drain in MATT BLACK with ceramic lid

PIL01BR - Piletta universale click-clack BRONZO con coperchio in ceramica / Universal click-clack drain in BRONZE with ceramic lid

PIL01CM - Piletta universale click-clack CEMENTO con coperchio in ceramica / Universal click-clack drain in CEMENTO with ceramic lid

SISP - Sifone CROMO / CHROME siphon

SIFN - Sifone NERO MATT / MATT BLACK siphon

SIFBR - Sifone BRONZO / BRONZE siphon

SIFCM - Sifone CEMENTO / CEMENTO siphon

54/A - Fissaggi per lavabi sospesi / fixing parts for wall-hung washbasins

SMPLAA50 - Portasciugamani frontale / Frontal towel rail

SMPLAAL - Portasciugamani laterale / Side towel rail

FINITURE

FINISHES

● Bianco/white - glossy

● Nero/black - glossy

Le Terre di Cielo

- | | |
|-----------|------------|
| ● Talco | ● Arenaria |
| ● Pomice | ● Avena |
| ● Brina | ● Lino |
| ● Basalto | ● Agave |
| ● Lavagna | ● Muschio |
| ● Cemento | ● Polvere |
| ● Fango | ● Cipria |
| ● Cacao | ● Canapa |

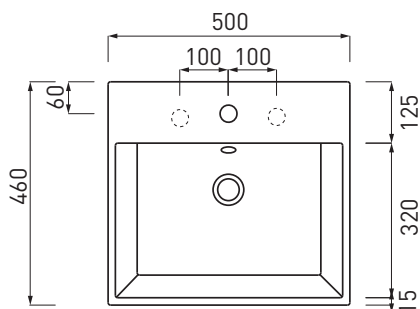
NOTE/NOTES

Attenzione: lato a parete non smaltato.
Disponibile nell'opzione senza foro rubinetto (art. SMLAA50SF).

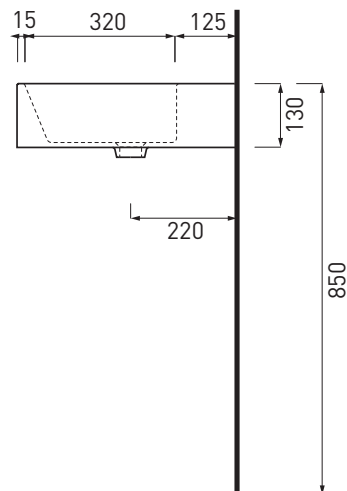
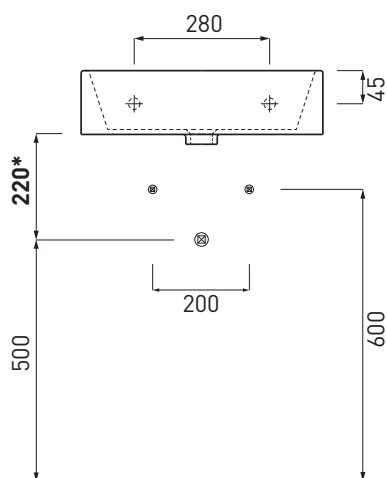
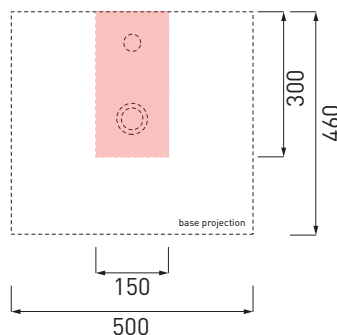
Warning: non enamelled wall side. Available the option without tap hole (art. SMLAA50SF).



DoP No. 14688.01



SCASSO INDICATO PER 1 FORO RUBINETTO. LA SAGOMA VA ADATTATA NEL CASO DI PIU' FORI RUBINETTI APERTI ON TOP HOLE IN CASE OF 1 TAP. THE SHAPE/DIMENSION SHOULD BE ADAPTED IN CASE OF MORE TAP HOLES



*con sifone Cielo ART. **SISP**
*with Cielo siphon ART. **SISP**

ATTENZIONE:

Superfici, pesi e misure riportate possono presentare leggere differenze rispetto ai pezzi reali, in considerazione e accordo delle caratteristiche di tolleranza intrinseche del materiale ceramico e del suo processo produttivo. L'azienda si riserva di cambiare schede tecniche e caratteristiche di funzionamento degli articoli in ogni momento e senza necessità di preavviso.

ATTENTION:

Surfaces, weights and dimensions can show some little differences compared to the real item, following typical intrinsic characteristics of ceramics material and production. The company reserves the right to change any technical specifications/ dimension and/or operating characteristics of the products at any time and without giving notice.